




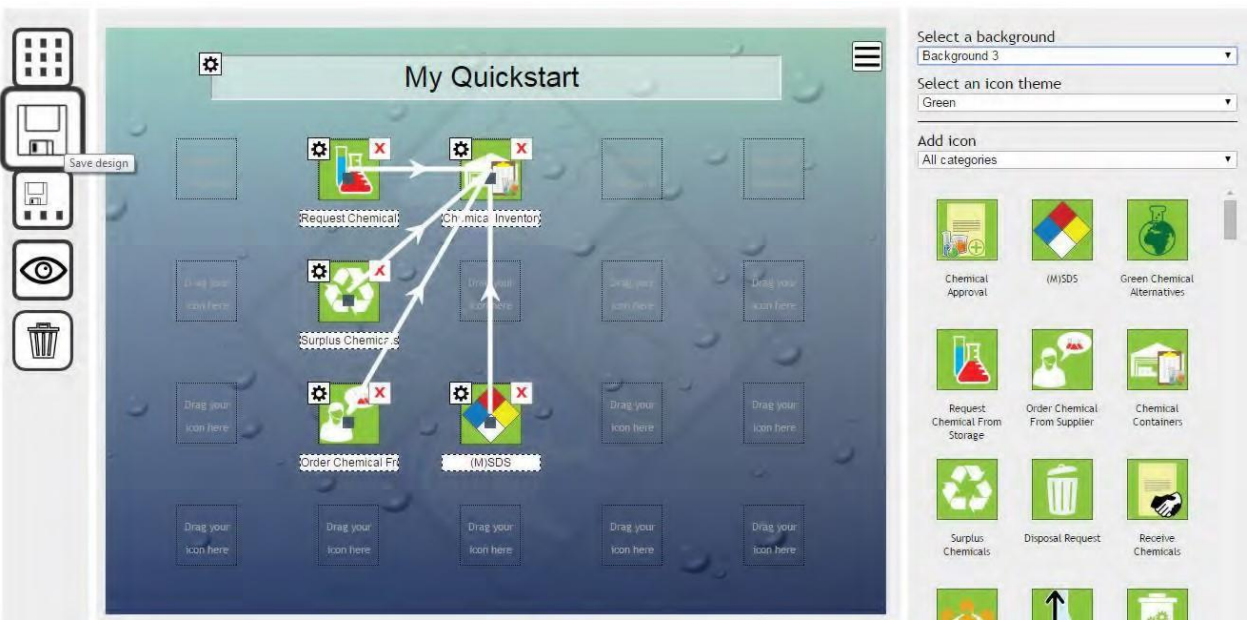
Chemical Safety – EMS Software

Quick Start Designer Cheat Sheet

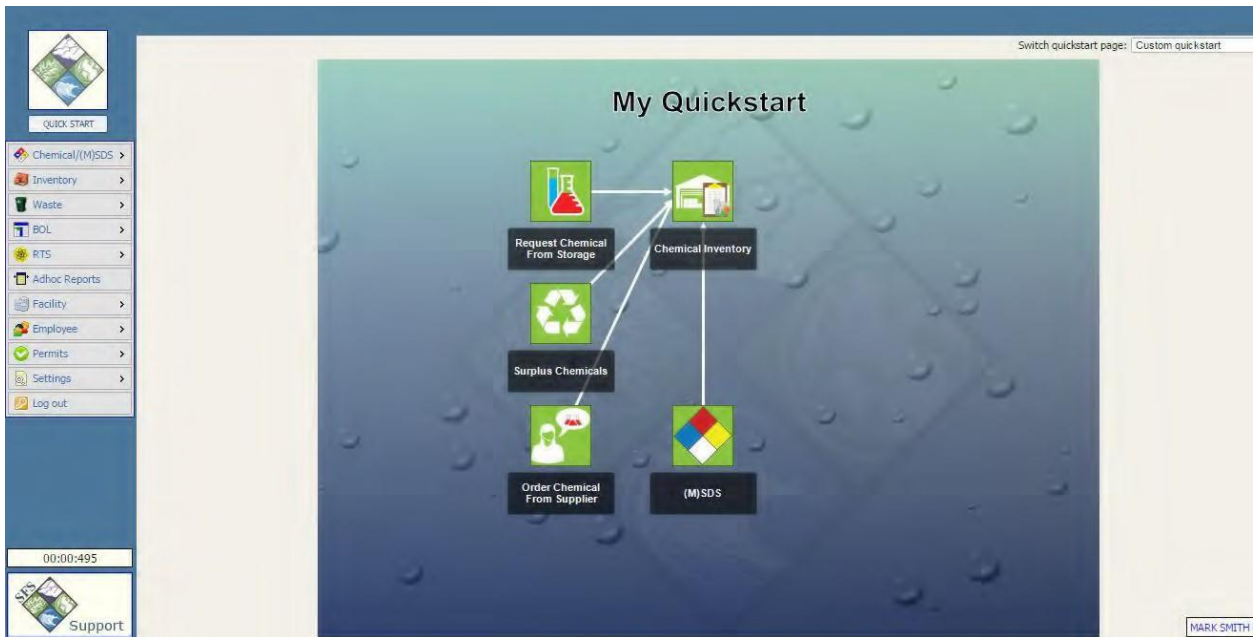
With the Designer you have the ability to create your own Quick Start Dashboard and add shortcuts to the software functions and reports you most frequently use.

EXAMPLE:

- Click on User Preferences on the left menu of your screen
- Open the QS Designer to customize the Quick Start dashboard
- There is a variety of options that help you create the best user experience:
 - Select icons (shortcuts of the forms) and place them in the custom quick start screen with drag-and-drop action.
 - Design arrows between the icons, which indicate their correlation.
 - Choose a background from the recommended options.
 - Customize the colors of the icons
 - Give your dashboard a name
 - Click the  to access other custom functions



- Preview the design before saving it.
- This will be the default Quick Start for the installation, group or user.



- The custom Quick Start is also available from the *Switch Quickstart page* option at the upper right corner of the EMS screen.